

# Dear Parents,

This newsletter reflects the last documentation for **Term 1** on "**Parts of the Body**", covering across the six learning areas (Aesthetic and Creative Expressions, Motor Skill Development, Language and Literacy, Discovery of the World, Social and Emotional Development and Numeracy).


In summation of the activities carried out in the month of March, we have covered the following activities: Our hands & legs, Jolly Phonics letters 'i', 'p' and math concepts on shapes and counting up to 5.

## PLAYGROUP Newsletter

### March 2019 Edition


# Jolly Phonics



**I i**  Action: Pretend to be a mouse by wiggling your fingers at the end of your nose, like whiskers, and squeak /i, i, i/.

**i** Tune: *Hickory Dickory Dock*

Inky the mouse is my pet.  
She spilled the ink and got wet.  
The ink it spread  
all over the desk.  
*ii-ii-ii-ii*  
- Inky's wet!



*Miss Rose taught us the Jolly Phonics letter 'i' and 'p' songs and their actions. We learned words beginning with these letters and emphasized on the /iii/ & /ppp/ sound.*

## Vocabulary Words:

ink, infant, iguana  
inside, igloo, insect






**P p**

**p** *Tune: The Wheels on the Bus*

Puff out the candles  
on the pink pig cake.  
/p/-/p/-/p/,  
/p/-/p/-/p/.

Puff out the candles  
on the pink pig cake.  
Puff! Puff! Puff!

**Action:** Hold up your finger, as if it is a candle, and pretend to puff it out, saying p, p, p, p.



# Jolly Phonics

**Vocabulary Words:**  
pen, pup, pin. pot, penguin



rectangle






square




*We identified some basic shapes and helped each other in matching the pictures. Ms. Rose encouraged us to look around our classroom and give examples of objects that are circle, rectangle, square and triangle.*

triangle

circle





*We were engaged in identifying the shape of an object through a simple game. Ms. Rose allowed us to get an item and place it in the hoop that corresponds to the shape pasted on the chair. It was a fun and meaningful activity for us as we had a chance to explore the objects and learn the shapes at the same time.*



glue  
hard

speaker  
hard



lego  
hard

marker  
hard



book  
hard



book  
hard



cellphone  
hard



cone  
hard

*We collected different items from the classroom and explored them using our hands. Ms. Rose taught us that hard objects are firm and not easily broken or bend while soft objects are easy to fold, compress, and mold.*



slipper  
soft



hat  
soft



puppet  
soft

small doll  
soft



big doll  
soft



*I'm a policeman  
with my star  
I help people near and  
far.  
If you have a problem,  
Call on me.  
And I'll be there...  
1, 2, 3!*



*Mr. Policeman visited our Centre. We were given a chance to see and explore a police car. Ms. Rose pointed to us the siren, police logo, and discussed the duties of policemen. We were also engaged in singing a song entitled "I'm a Policeman" to the tune of "I'm a Little teapot."*

# PASS THE PINGPONG BALL



## MUSICAL CHAIR



## BOND WITH YOUR CHILD DAY

Thank you Mum and Dad for spending your time with us despite of your busy schedules. We really had fun singing and playing with all of you. Until our next bonding.



## PAPER DANCE GAME